

G35 Survey



1. What year is your G?		Response Count
		513
	<i>answered question</i>	513
	<i>skipped question</i>	3

2. What model G do you own?		Response Count
		511
	<i>answered question</i>	511
	<i>skipped question</i>	5

3. What color is your G?		Response Count
		512
	<i>answered question</i>	512
	<i>skipped question</i>	4

4. What is your home zip/postal code?		Response Count
		500
	<i>answered question</i>	500
	<i>skipped question</i>	16

5. What year were you born?		
		Response Count
		500
<i>answered question</i>		500
<i>skipped question</i>		16

6. What is your gender?			
		Response Percent	Response Count
Male		96.8%	489
Female		3.2%	16
<i>answered question</i>			505
<i>skipped question</i>			11

7. Overall Experience									
	I bought my G for Luxury	2	3	4	5	6	I bought my G for Performance	Rating Average	Response Count
Which BEST describes you?	1.5% (7)	3.1% (15)	7.1% (34)	37.5% (179)	32.9% (157)	8.6% (41)	9.2% (44)	4.60	477
<i>answered question</i>									477
<i>skipped question</i>									39

8. Overall Experience									
	I bought my G for the cabin interior	2	3	4	5	6	I bought my G for the exterior styling	Rating Average	Response Count
Which BEST describes you?	1.7% (8)	2.1% (10)	5.0% (24)	27.3% (130)	28.6% (136)	20.6% (98)	14.7% (70)	5.00	476
	<i>answered question</i>								476
	<i>skipped question</i>								40

9. Overall Experience									
	I bought my G because of the value/price	2	3	4	5	6	I bought my G because of the quality/reliability	Rating Average	Response Count
Which BEST describes you?	4.6% (22)	8.8% (42)	18.0% (86)	40.7% (194)	16.6% (79)	5.5% (26)	5.9% (28)	3.96	
	<i>answered question</i>								
	<i>skipped question</i>								




10. Overall Experience									
	I bought my G for Comfort	2	3	4	5	6	I bought my G for Speed	Rating Average	Response Count
Which BEST describes you?	2.1% (10)	2.5% (12)	5.9% (28)	34.4% (163)	34.4% (163)	12.2% (58)	8.4% (40)	4.67	474
	<i>answered question</i>								474
	<i>skipped question</i>								42

11. Overall Experience									
	It's a great car, but it's just a car	2	3	4	5	6	I want to spend every moment in my G	Rating Average	Response Count
Which BEST describes you?	2.5% (12)	4.0% (19)	7.8% (37)	18.7% (89)	32.8% (156)	19.8% (94)	14.3% (68)	4.92	475
	<i>answered question</i>								475
	<i>skipped question</i>								41

12. Overall Experience									
	Muscular	2	3	4	5	6	Sensuous	Rating Average	Response Count
Which BEST describes your G?	6.7% (32)	12.8% (61)	27.1% (129)	35.1% (167)	12.2% (58)	3.6% (17)	2.5% (12)	3.54	476
	<i>answered question</i>								476
	<i>skipped question</i>								40

13. Overall Experience									
	Flashy	2	3	4	5	6	Understated	Rating Average	Response Count
Which BEST describes your G?	5.9% (28)	13.5% (64)	24.2% (115)	26.5% (126)	19.4% (92)	7.2% (34)	3.4% (16)	3.75	475
	<i>answered question</i>								475
	<i>skipped question</i>								41

14. Does your G have a gender?									
	Male all the way through	2	3	Cars don't have genders	5	6	Female all the way through	Rating Average	Response Count
More male or female?	8.8% (42)	4.6% (22)	7.4% (35)	39.4% (187)	8.6% (41)	6.9% (33)	24.2% (115)	4.52	475
	<i>answered question</i>								475
	<i>skipped question</i>								41

15. Does your G have a name?			
		Response Percent	Response Count
Yes		23.6%	112
No		64.8%	307
Maybe/Don't know		11.6%	55
	<i>answered question</i>		474
	<i>skipped question</i>		42

16. If you would like to leave a comment, please feel free.	
	Response Count
	84
	<i>answered question</i>
	84
	<i>skipped question</i>
	432