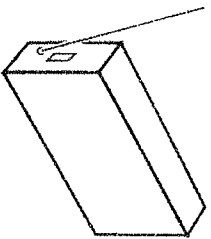


[10] Reinstalling the rear combination lamp and rear diffuser

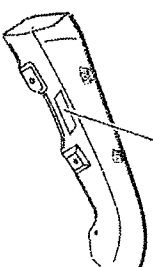
1. Reinstalling the rear combination lamps
 - (1) Following the vehicle service manual, reinstall the rear combination lamps.
 2. Reinstalling the rear diffuser
 - (2) Following the vehicle service manual, reinstall the rear diffuser.

[11] Manufacturing Lot Number Display

Package Lot Number

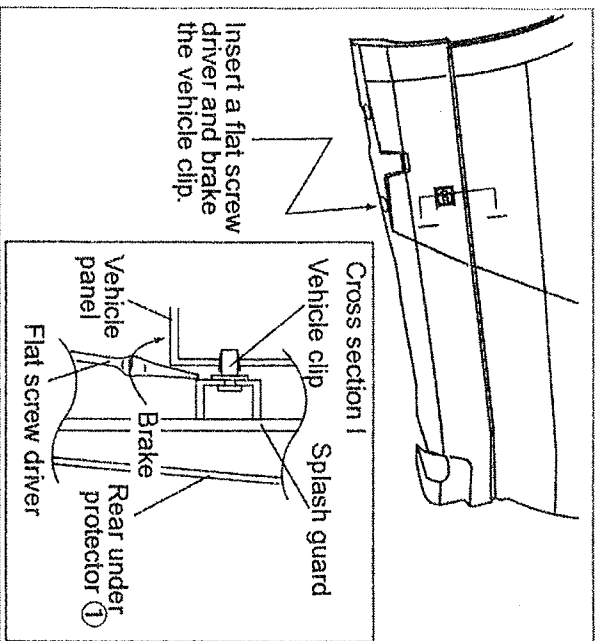


Manufacturing Lot Number
(Inside)



[12] How to remove rear under protector ①

- It is impossible to remove the rear under protector only.
- When removing the rear under protector, obtain the vehicle clip (62828-4P000).



- (1) Insert a flat screw driver between the vehicle panel and splash guard through the hole of rear splash guard. Turn the screw driver to brake the vehicle clip.
- (2) Remove the rear under protector in the reverse order of installing.