

ILLUMINATION

< COMPONENT DIAGNOSIS >


ILLUMINATION

Connector No.	M81
Connector Name	AV CONTROL UNIT
Connector Type	TH18FW-GS2



Terminal No.	Color of Wire	Signal Name
9	R	ILLUMINATION

Connector No.	M83
Connector Name	AV CONTROL UNIT
Connector Type	TH24FW-NH



Terminal No.	Color of Wire	Signal Name
44	BR	COMM (DISP->CONT)
55	SHIELD	SHIELD
56	Y	COMM (CONT->DISP)

Connector No.	M88
Connector Name	AV CONTROL UNIT
Connector Type	TH12FW-NH



Terminal No.	Color of Wire	Signal Name
70	BR	COMM (CONT->DISP)
71	Y	COMM (DISP->CONT)
72	SHIELD	SHIELD

Connector No.	M102
Connector Name	GLOVE BOX LAMP
Connector Type	A02FW



Terminal No.	Color of Wire	Signal Name
1	R	
2	B	

Connector No.	M106
Connector Name	WIRE TO WIRE
Connector Type	TK10MW-N58



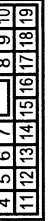
Terminal No.	Color of Wire	Signal Name
5	R	
8	R	

Connector No.	M118
Connector Name	BCM (BODY CONTROL MODULE)
Connector Type	MD3FB-LC



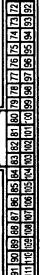
Terminal No.	Color of Wire	Signal Name
1	W	BAT (F/L)

Connector No.	M119
Connector Name	BCM (BODY CONTROL MODULE)
Connector Type	NS18FW-CS



Terminal No.	Color of Wire	Signal Name
11	R	BAT (F/USE)
13	R	GND
14	W	RING/SW.LED.GND
72		

Connector No.	M122
Connector Name	BCM (BODY CONTROL MODULE)
Connector Type	TH40FP-NH



Terminal No.	Color of Wire	Signal Name
87	BR	COMBI SW INPUT 5
88	V	COMBI SW INPUT 3
90	P	CAN-L
91	L	CAN-H
107	LG	COMBI SW INPUT 1
108	R	COMBI SW INPUT 4
109	Y	COMBI SW INPUT 2

P O N Z M INL K J I G F E D C B A