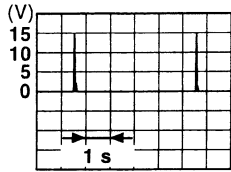
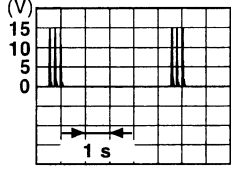
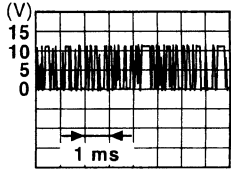
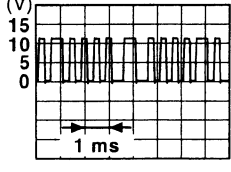


## BCM (BODY CONTROL MODULE)

### < ECU DIAGNOSIS >

Terminal No. (Wire color)		Description		Condition		Value (Approx.)
+	-	Signal name	Input/ Output			
79 (BR)	Ground	Room antenna (+) (instrument panel)	Output	Ignition switch OFF	When Intelligent Key is in the passenger compart- ment	 <small>JMKIA0062GB</small>
					When Intelligent Key is not in the passenger compart- ment	 <small>JMKIA0063GB</small>
80 (GR)	Ground	NATS antenna amp (built in key slot)	Input/ Output	During waiting	Ignition switch is pressed while inserting the Intelli- gent Key into the key slot.	Just after pressing ignition switch. Pointer of tester should move.
81 (W)	Ground	NATS antenna amp (built in key slot)	Input/ Output	During waiting	Ignition switch is pressed while inserting the Intelli- gent Key into the key slot.	Just after pressing ignition switch. Pointer of tester should move.
<b>PIW</b> 82 (R)	Ground	Ignition relay (relay box) control	Output	Ignition switch	OFF or ACC	0 V
				ON	Battery voltage	
83 (Y)	Ground	Remote keyless entry receiver signal	Input/ Output	During waiting		 <small>JMKIA0064GB</small>
				When operating either button on Intelligent Key	 <small>JMKIA0065GB</small>	