

AV CONTROL UNIT

[BOSE AUDIO WITH NAVIGATION]

< ECU DIAGNOSIS >

BOSE AUDIO WITH NAVIGATION SYSTEM

Connector No.	M145
Connector Name	WIRE TO WIRE
Connector Type	TH08MW-NH



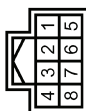
Terminal No.	Color of Wire	Signal Name
3	SHIELD	-
4	W	-

Connector No.	M154
Connector Name	AUXILIARY INPUT JACKS
Connector Type	A08FW



Terminal No.	Color of Wire	Signal Name
1	R	SOUND SIGNAL RH (+) [With NAV]
2	B	SOUND SIGNAL GND
3	W	SOUND SIGNAL LH (+) [With NAV]
7	G	AUX IMAGE SIGNAL
8	R	AUX IMAGE GND

Connector No.	M155
Connector Name	WIRE TO WIRE
Connector Type	TH08FW-NH



Terminal No.	Color of Wire	Signal Name
1	SHIELD	-
2	B	[With NAV]
3	R	[With NAV]
4	W	[With NAV]
5	B	-
6	SHIELD	-
7	G	-
8	R	-

Connector No.	M303
Connector Name	COMBINATION SWITCH (SPIRAL CABLE)
Connector Type	TK08FCY



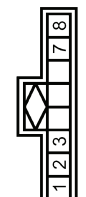
Terminal No.	Color of Wire	Signal Name
14	W	-
15	L	-
17	BR	-

Connector No.	M361
Connector Name	WIRE TO WIRE
Connector Type	TH08MW-NH



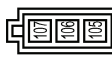
Terminal No.	Color of Wire	Signal Name
1	SHIELD	-
2	B	-
3	R	- [With NAV]
4	W	- [With NAV]
5	SHIELD	-
6	SHIELD	-
7	G	-
8	R	-

Connector No.	M362
Connector Name	AUXILIARY INPUT JACKS
Connector Type	A08FW



Terminal No.	Color of Wire	Signal Name
1	R	SOUND SIGNAL RH (+) [With NAV]
2	B	SOUND SIGNAL GND
3	W	SOUND SIGNAL LH (+) [With NAV]
7	G	AUX IMAGE SIGNAL
8	R	AUX IMAGE GND

Connector No.	M371
Connector Name	AV CONTROL UNIT
Connector Type	GT13SH-2/1S-HU



Terminal No.	Color of Wire	Signal Name
105	-	FM SUB
106	-	AM-FM MAIN
107	-	ANETINA AMP_ON SIGNAL

Connector No.	M372
Connector Name	AV CONTROL UNIT
Connector Type	FAKRA-JACK



Terminal No.	Color of Wire	Signal Name
108	-	SAETLLITE ANTENNA
109	SHIELD	SHIELD

A
B
C
D
E
F
G
H
I
J
K
L
M
N
O
P

